


Door Stop & Window Seals

Sealmaster®

SEALMASTER DELUGE


For heads & jambs of internal doors, external doors & hinged casement windows



SEM/001



SEM/045



SEM/000

APPLICATIONS

A rebated, seal suitable for around windows and the head and jambs of doors.

FEATURES & BENEFITS

Deluge seals are designed to be rebated into the joinery making them unobtrusive. They are particularly suitable for situations where doors and window frames are to be replaced.

These stop seals, in conjunction with an appropriate door threshold seal and meeting stile seals on double door suitable for:

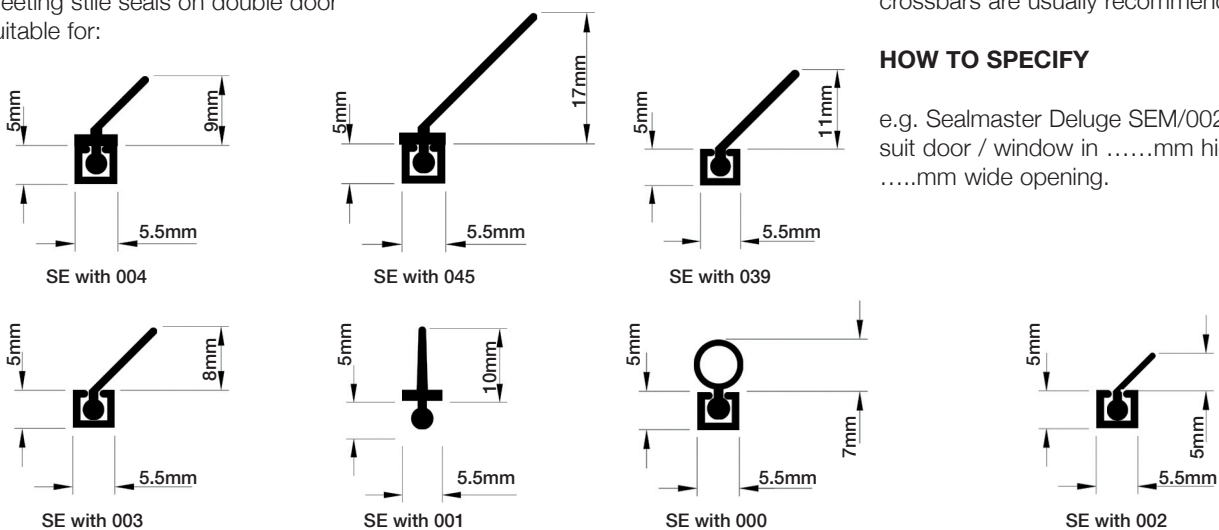
- Situations where smoke / gas / air leakage is important. leakage rates as low as 0.47m³ / hour / metre at 25pa pressure have been achieved when tested.
- Dark rooms used for general photographic work on single swing doors.
- Situations where noise penetration is important, where up to Rw=10db reduction in sound transmission can be achieved.

Deluge stop seals consist of an aluminium carrier and a wide range of straight blade, angle blade and compression bulb inserts to suit the applications illustrated above and many others.

For heavy compression doorsets, the tubular bulb insert is most suitable. For standard applications, straight or angled blades with a crossbar next to the carrier are usually most suited. For ease of access and low friction operation, the straight and angled blades without crossbars are usually recommended.

HOW TO SPECIFY

e.g. Sealmaster Deluge SEM/002 to suit door / window inmm high bymm wide opening.



Standard Options	Insert 000	Insert 001	Insert 002	Insert 003	Insert 004	Insert 045	Insert 039
Silver Mill Finish - SEM							
	SEM/000	SEM/001	SEM/002	SEM/003	SEM/004	SEM/045	SEM/039