



Sealmaster Tornado

APPLICATION GUIDE

Applications

An effective draught, acoustic and light seal with minimum visual impact for internal, single swing doors.

Relationship with other products

To effectively seal the gaps around the door these thresholds should be used in conjunction with one of the Sealmaster range of stop seals such as the surface mounted **Sealmaster Blizzard** or the recessed **Sealmaster Deluge**.

The gap between the two leaves of double doors should be sealed with an appropriate meeting stile seal such as the surface mounted **Sealmaster Tempest** or recessed **Sealmaster Typhoon**.

Inward opening doors

Single inward opening doors

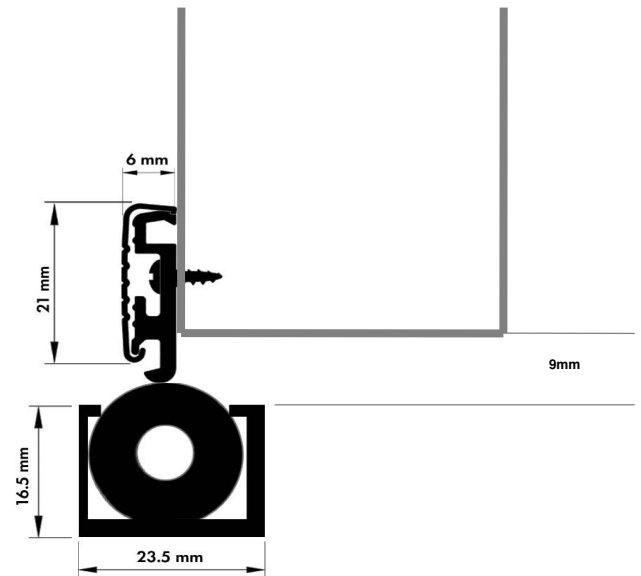
The adjustable contact strip should be fitted to the outward face of the door. The CB and CC aluminium contact strips have snap on covers, which hide the fixings after installation.

The Tornado threshold seal should be positioned so that the adjustable contact strip is located over the centre line of the neoprene insert.

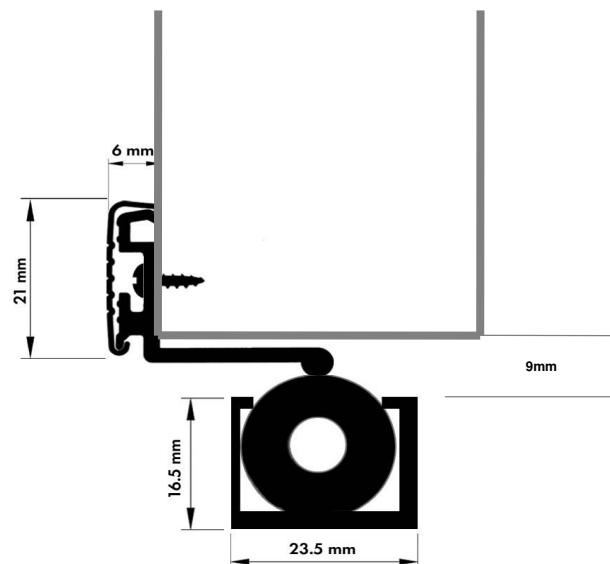
The door stop seal must be fitted to finish on top of the threshold seal.

Pairs of inward opening doors.

The meeting stile seal should be carried to the bottom of the door. The doors may need to be fitted with a selector to ensure that the correct leaf closes first.



TC threshold with CB contact strip



TC threshold with CC contact strip

Sealmaster Tornado



Outward opening doors

Single outward opening doors

The adjustable contact strip should be fitted to the inward face of the door. The CB and CC aluminium contact strips have snap on covers which hide the fixings after installation.

The Tornado threshold seal should be positioned so that the adjustable contact strip is located over the centre line of the neoprene insert.

The threshold seal should be cut around the door stops.

Pairs of outward opening doors

The adjustable contact strip should be fitted to the inward face of the door.

The Tornado threshold seal should be positioned so that the adjustable contact strip is located over the centre line of the neoprene insert.

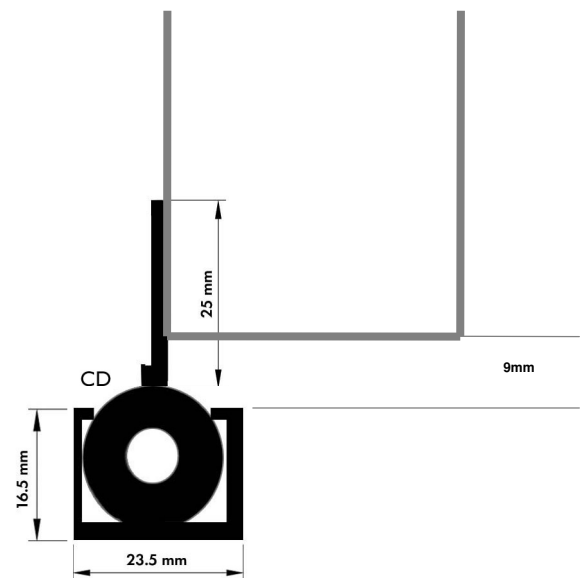
Bedding & additional protection

The threshold seal should be bedded in and its cut ends, if any, sealed using Silicone sealant.

Fixings

Threshold – 1” No. 6 pan-headed screws.

Contact strip - 1/2” No.4 pan headed screws.



TC threshold with CD contact strip

SM AG002 05/05